




# Pre-School Weekly Learning

## 11.03.2024



Communication  
and Language

### Special Words This Week:

**Share** - (give out, split, divide) when we let people play with some of our toys or have some of our food, we are sharing.  
**Shiny** - (sparkle, shimmer, and gleam.) When something is very bright and shimmery, it is shiny.  
**Reach** - (get, stretch) when you stretch your arms to try to get something.  
**Kind** - (nice, friendly, thoughtful) when you are nice to people, you are kind.

#### Religious Education

We will explore some ways that the children can show love and share what they have in their home and school lives. Jesus knows all the kind things that we do for others.



At home can you do something that is kind or helpful for Lent?

#### Personal, Social and Emotional Development

We will be remembering how Lionel finds sharing difficult. At Pre-School we know it is kind to share and take turns with our toys. The sand timer helps us to do this; my turn, your turn.



At home play some turn taking games with your family.

#### Physical Development


The children will be going on a Jungle Adventure exploring how animals move using lots of different stretches, balancing and catching.



At home practice throwing and catching a ball. Can you throw your ball into a target?

#### Literacy

Try the link below to hear our Story of the Week.



<https://www.youtube.com/watch?v=jhD91eKt35c>

#### Maths Wk 9

We will be comparing the length and height of different objects. Identifying which ones are taller/ longer and which is shorter.

At home go on a walk and collect some natural objects like sticks or leaves and compare the length and height. Which one is short/tall or taller/shorter?

#### Understanding the World

We will build our knowledge of different textures/ textiles as we explore the words 'shiny and dull'.



At home how many shiny and dull things can you find in your home or garden?

#### Expressive Arts and Design

We will go on a treasure hunt around the classroom to find shiny objects? Using a range of shiny materials we will create a shimmering collage picture together; is the material rough or smooth? At home go on a treasure hunt and describe the shiny materials you find. Are they rough, smooth, flat or bumpy?

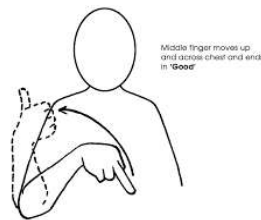


We are collecting food this week to donate to Aylesbury Food Bank. Any donations will be gratefully received.



You will be invited to book a progress meeting with your child's Key Person before the end of term.

#### Kind



#### This week's Makaton Signs

#### Share



#### Love



#### Cold