

# Learning at Home

17<sup>th</sup> & 18<sup>th</sup> July

## POETRY

Learn to perform a poem. Practise saying it throughout the day and watch Michael Rosen (link below) who will give you advice and ideas about how to make your poem interesting to listen to. You can use actions and change the sound and volume of your voice to make it more exciting. When you know it well perform it to your family.

<https://www.youtube.com/watch?v=RvV23xoZRkI>

Here are some good poems to try

### Caterpillar Caterpillar



Caterpillar, caterpillar, wriggle about,  
Caterpillar, caterpillar, growing stout.  
Caterpillar, caterpillar, spin your cocoon,  
Caterpillar, caterpillar, butterfly soon!

**Actions**

- Line 1 – Wriggle fingers of both hands.
- Line 2 – Place knuckles together with pointer fingers upright and slowly move apart
- Line 3 – Turn hands around each other.
- Line 4 – Wrap thumbs around each other and flap fingers to indicate wings


### A Little Seed

A little seed for me to sow  
A little soil to make it grow  
A little hole, a little pat,  
A little wish, and that is that,  
A little sun, a little shower.  
A little while -  
And then, a flower!



### Monkey Babies

By Irene Rawnsley & John Foster



Don't leave your monkey baby sitting by  
the swamp, a crocodile might eat him,  
**Chomp! Chomp! Chomp!**  
Don't leave your monkey baby sitting  
under trees; a snake might wrap him up  
**Squeeze! Squeeze! Squeeze!**  
Don't leave your monkey baby sitting by  
the track; a lion might be lurking,  
**Snack! Snack! Snack!**  
Keep your monkey baby high up in the  
trees. Feed him on bananas,  
Help pick off his fleas!


### THE GREEDY QUEEN BEE


The most greedy and wicked queen  
is not one you would like to meet.  
She's spoilt rotten and mean,  
not one you should ever greet!

She only eats yummy honey,  
for breakfast, lunch and tea.  
She likes it yellow, sticky and runny,  
and slurps it all up with glee!

Whatever you hear or see,  
she'll give you a nasty sting.  
So never upset a queen bee,  
because she's a nasty, wicked thing!

Steffi Cavell-Clarke





## MATHS

Use some toys to create a maze and when you have built it challenge someone in your family to find their way through it.



Write a set of instructions to guide a toy out of the maze.

Use some of the following words:

Forwards, backwards, left, right, turn, half, turn, quarter turn



Play some maze games on Maths is Fun - <https://www.mathsisfun.com/games/mazes.html>

## PHYSICAL SKILLS

Learn some cutting and chopping skills to make a fruit kebab. If you don't have skewers you could try a fruit salad.

See the video for helpful advice and guidance:

<https://www.bbcgoodfood.com/howto/guide/chopping-and-basic-knife-skills-kids-kitchen>



## SCIENCE

Make some ice cubes – How will you do it and what will you need?



What happens to the water when you put it in the freezer and why?

When you take your ice out of the freezer what happens and why?

Here is some more information about what is happening

<https://www.bbc.co.uk/bitesize/topics/zrsgk7/articles/z2cq2hv>

Don't have an ice tray...

A good trick is to **fill up a Ziploc/sandwich bag up a quarter-way** and then close it up and lay it flat on the floor of the freezer. This will create a layer of ice that's medium in thickness and easy to break up into smaller pieces.

or try an egg tray lined with foil!



Make some frozen yoghurt cupcakes

Recipe here: <https://15minmom.com/frozen-yoghurt-berry-cupcakes/>

How is texture different from a normal cupcake?

Which do you prefer?

