



Learning in Year 1





General Information

- Class gates will be open between 8.40 -8.45 am for drop-off and a member of staff will see your child in
- If arriving after 8.45 am please take your child to the office so that they can be signed in safely
- Bring book bags and reading records to school every day
- Please send a named water bottle in for your child each day.
- A fruit snack will be provided each day for your child
- Please make sure all items of clothing are labelled



Catholic Life & Religious Education




Our Catholic faith is embedded into daily life at St Joseph's. Our children join in with daily prayer times, assemblies, star awards and religious celebrations.

Our mission statement 'I am Special in God's Eyes' is at the heart of everything we do.

We teach RE lessons through the 'Come and See' scheme. This allows children to explore the teachings of the Catholic church through a variety of topics which coincide with the church calendar.

Children develop understanding of their own and other faiths through fun exploration of age appropriate activities, resources and Bible stories.



Learning in Year 1

- Year 1 builds on the development and skills your child has gained in Reception.
- Learning still involves lots of practical activities as well as introducing more formal learning styles.
- Planning for children's learning ensures a broad coverage of the National Curriculum and RE Curriculum Directory in a sequential and progressive way.
- Lessons and activities can be delivered through a subject lesson - such as Maths or through a topic that integrates subjects - for example through the topic Dinosaurs we will cover some history and art aspects
- There are ongoing opportunities for children to learn through play both indoors and outdoors to help them develop their knowledge, skills and understanding.

English

English is split into the following areas:

- Speaking and Listening
- Reading
- Writing (including spelling and handwriting)

Speaking and Listening

Throughout the year children will be taught to

- listen and respond appropriately to adults and their peers
- build vocabulary
- ask questions of their own and justify the answers they give to questions
- participate in discussions and speak in front of a group
- take turns and speak clearly in discussion

Phonics - Daily lessons

Read Write Inc

Children take part in daily lessons and are taught groups of year 1 and 2 children based on their reading level

Part 1. Speed sound lesson
Learning to read new sounds
and words



Part 2. Reading Lesson

Accuracy

Fluency

Comprehension

Read and enjoy at home




Reading

In addition to their daily phonic lesson children will participate in whole class and group reading activities.

As well as reading with the children, class staff will also read to the children every day so that they can hear good models of reading and experience the enjoyment of stories.

Each class will have a weekly library slot and your child will be able to choose a book to bring home and share

Please remember to send in your child's reading record and books in their book bag every day



Writing, Spelling and Handwriting

We teach writing and spelling through exciting book based units of learning.

Children will learn to write sentences using a capital letter and full stop and will begin to extend their sentences using a range of conjunctions such as 'and' and 'because'. They will learn new vocabulary through stories that they hear and be encouraged to use and apply this language in their own written work.

Common Exception Words

There are words which your child will encounter frequently in reading and writing that do not follow the usual spelling rules. We teach children to read these words from memory and learn how to spell them.

Handwriting is taught through the Pen Pals scheme where children will be taught to correctly form letters and begin to make joins

Maths


Maths is taught daily using the White Rose Maths scheme.

This includes both arithmetic and reasoning skills.

| | Week 1 | Week 2 | Week 3 | Week 4 | Week 5 | Week 6 | Week 7 | Week 8 | Week 9 | Week 10 | Week 11 | Week 12 |
|-------------|---|--------|--|--------|--|--|--------|--|-----------------------------|--|----------------------------|---------------|
| Autumn term | Number Place value (within 10) FREE TRIAL VIEW | | | | | Number Addition and subtraction (within 10) VIEW | | | | | Geometry Shapes VIEW | Consolidation |
| Spring term | Number Place value (within 20) VIEW | | Number Addition and subtraction (within 20) VIEW | | | Number Place value (within 50) VIEW | | Measurement Length and height VIEW | | Measurement Mass and volume VIEW | | |
| Summer term | Number Multiplication and division VIEW | | Number Fractions VIEW | | Geometry Position and direction VIEW | Number Place value (within 100) VIEW | | Measurement Money VIEW | Measurement Time VIEW | | Consolidation | |

Arithmetic

Complete the additions.



$4 + 5 = \underline{\quad}$



$14 + 5 = \underline{\quad}$




$4 + 15 = \underline{\quad}$

Reasoning

True or False? Count on from any number

The next number will be 7



White Rose Maths

P.E.

Children will participate in 2 hours of PE per week and will also participate in physical outdoor fitness activities such as Mile a Day walk after break, or Sports Skills sessions at lunchtime.

Children should wear the school PE uniform on there nominated P.E days - a white polo shirt, navy or black colored tracksuit bottoms/leggings.

Footwear should fit well and be suitable for wearing outside even when the ground is wet.

For safety reasons jewelry must not be worn to school.



Earrings, if unable to be removed they must be covered with plaster/tape on PE days.

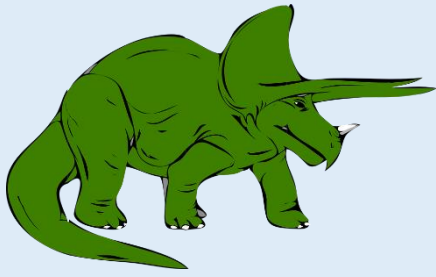
PSHE

- PSHE covers healthy eating, exercising, well-being and personal development and relationships.
- Age appropriate relationships education is covered as part of the RE and Science Curriculum.
- The school will soon begin using the Diocesan approved scheme 'Ten Ten' and you will be getting more information about this later in the term

Computing

- Purple Mash is an online learning platform that covers many areas of the curriculum and supports children to learn Computing Skills.
- Each child has their own login in and password which they can use at home for practice. You will shortly be sent this.





Topic Learning

(Science, History, Geography, Art and DT)



Topics are a useful way for young children to make links and connections in their learning

History, Geography, Art, DT and some Science learning is taught through topic lessons. Children will be told the different subjects of learning they are covering during the topic.

| Autumn 1 | Autumn 2 | Spring 1 | Spring 2 | Summer 1 | Summer 2 |
|-----------|-------------------|----------|-----------------|----------|----------|
| Dinosaurs | Wonderful Weather | Toys | Amazing Animals | Castles | Gardens |

How do we know how well your child is doing?

Assessment

The teachers will be observing your child as they work with them and making judgements about how they are progressing both as an individual and against expected standards.

Throughout the year your child will also take part in some formal tests such as :

- spelling tests
- maths and reading papers
- National Screenings - for example phonics screening check

All assessments are part of normal class routines and are made suitable for the age and stage of the children

How will you know how well your child is doing?

We will hold drop-ins sessions and there will be opportunities throughout the year for informal chats with class teachers

In the Autumn and Spring term there will be Parent meetings to discuss progress and attainment. These will be accompanied by written reports

At the end of year, in July, you will receive an annual report detailing your child's progress, attainment and the outcomes of any national assessments

Class teachers will contact you if they have any concerns about your child's learning and development.

They will also inform you if they need to seek further advice to support your child's learning and development. This may include involving the school SENDCo, the family support team, or the school nursing team.

How you can help at home

- Establish good morning and evening routines
- Talk to your child about how they are feeling and managing their emotions
- Be consistent with boundaries
- Encourage age appropriate independence and responsibilities
- Be aware of screen time usage
(<https://www.internetmatters.org/hub/esafety-news/screen-time-campaign-launched-to-help-children-develop-healthy-digital-diet/>)
- Expand your child's vocabulary by introducing new words
- Read regularly with your child
- Join a local library
- Find out what your child has been learning in school through the 'weekly updates' are on the school website (Learning tab) and talk to them about it

Working together

Please communicate with teachers at the class door, via the office email or by arranging a meeting.

If you have an urgent message about your child's welfare, health or behaviour please phone the office and leave a message which will be passed to teachers.

Please make sure school is kept up to date with correct phone numbers, email addresses and home addresses - just in case we need to contact you urgently.

We will work together to establish a positive relationship that achieves the best possible outcomes for your child.