

# Year 1 Weekly Learning



Information about some of the things we will be learning in the **Week Beginning 21<sup>st</sup> March**

## R.E.

### Special Meals: Celebrate




Supper.

We will remember all the things we have been learning in this topic to help us plan a celebration. It will include a song and prayer time and our choice of activities such as model making, drawing and retelling the story of The Last

### Change


It is the perfect time to start our new topic of change. We will go outside and look at the signs of new life in Spring.



We will also talk about the ways in which we have grown and changed in our own lives.

## PHSE

### Positive Thinking



Our Big Questions this week are:

*What are helpful and unhelpful thoughts?*

*What can we do if we find something challenging?*

We recall our talk time about situations that might be difficult for us and how we feel at those times. Talking about how we can think and speak positively can help us face challenges. We find out that **being resilient** is when we keep going and don't give up when it's tough.

Learning new skills and practising things that are difficult can be tricky. We will attempt some challenges and talk about whether we feel positive!



## Maths

We are **Counting in 2s and 5s to 50** and will learn to:



We continue to count in 5s using sets of objects and by looking at the pattern on the 50 or 100 square.

1	2	3	4	5	6	7	8	9	10
11	12	13	14	15	16	17	18	19	20
21	22	23	24	25	26	27	28	29	30
31	32	33	34	35	36	37	38	39	40
41	42	43	44	45	46	47	48	49	50

If you like to sing as you learn try these counting songs:

<https://www.youtube.com/watch?v=JyCr0IgbYcl> for 2s


<https://scratchgarden.com/videos/counting-by-fives/> for 5s

If you can already say these counting patterns you can try saying them forwards and backwards from any number in the pattern.

## Measuring

We will be comparing and measuring objects and using the following words to say what we see:

**long longer longest tall taller tallest wide wider widest**



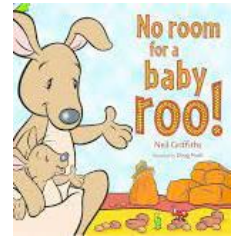
Using non-standard units (e.g. a pencil or a domino), we will measure different things.

## English

We will be reading a new story called **No Room for a Baby Roo**



As we read we will 'pause' the story and predict what might happen next. Giving reasons why we think this develops inference skills (making guesses based on what we have already read or seen). We will answer questions about this using the word 'because' to explain our thinking, We talk about the characters in the book especially what they might feel or think.



Here is a version you can watch at home: <https://www.youtube.com/watch?v=ixP7aZ0QPpg>

## Computing

We will keep practising how to Log In independently to access the school computers and the Purple Mash website. Our mouse skills will be developed as we explore paint programs.



## Music

We will be singing along and adding improvised voice ideas and percussion to Round and Round, in a musical style called Bossa Nova. We also listen to other songs in this style.



## P.E.

Please come to school in P.E. Clothes on P.E. days which are **Mondays and Thursdays for Class 1J** and **Thursdays and Fridays for Class 1S**



We develop our 'Travelling and Agility Skills' by thinking about the movements made by a train – moving at different speeds along straight lines and stopping safely.

We have started another unit which develops our jumping and landing skills – we are particularly focussing on landing safely with bent knees. This week we move over and off larger apparatus.

# Topic

## Science Ourselves: Our Senses

Our five senses are: Hearing, sight, smell, touch and taste.

This week we are learning about **Touch** including:

- Looking closely at hands and labelling a drawing of parts of our hand.
- Touching a variety of materials and choosing words to describe their texture (eg: *smooth, rough, bumpy, cold, fluffy*). We will cut and stick small pieces of these and write matching words.



## Geography – Australia

Our topic that has taken us around the world and across the continents now arrives in... Australia!



We'll start by locating Australia on our world maps and discussing the distance/ways to travel there.

Then we will learn some facts about the country including:

- the flag
- natural features (eg: *mountains, beaches, rainforests*)
- human features (eg: *buildings,*