


Lionel finds sharing difficult. At Pre-School we know it is kind to share and take turns with our toys. The sand timer helps us to do this; my turn, your turn.

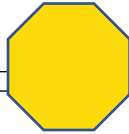
We will retell our story using puppets and discuss how the characters are feeling. How do you feel when someone does not share their toys with you?



## Learning @Pre-School

**Literacy**- Can you remember how the story starts, what happens in the middle and how it does it end?

I wonder how many words we can find that rhyme with share...care, stare, mare, dare, fair, hair...



### Maths- Number Focus 5

#### Focus Shape- Octagon

We are all different heights. We will reach up to be as tall as we can and make a chart to show who can reach the highest. How many centimetres high can you reach?

In small groups, we will be using the pizza and chocolate cake resources to look at how many slices there are and how we can divide them so that it is fair.

What could we do if there are pieces left over? We will be comparing the weight of resources. What do we need to do to make the scales balance?



### Our Special Words

**Share** - (give out, split, divide) when we let people play with some of our toys or have some of our food, we are sharing.

**Shiny** - (sparkle, shimmer, gleam) when something is very bright and shimmery, it is shiny.

**Reach** - (get, stretch) when you stretch your arms to try to get something.

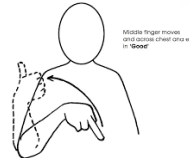
**Kind** - (nice, friendly, thoughtful) when you are nice to people, you are kind.

### Wakaton Signs



Share

Kind



Walk

Jump



### Being Physical

We will be using playdough to make cakes and biscuits to share with our friends.

We will work as a team to build with our waffle/ wooden blocks.

Reaching and stretching exercises will help keep our bodies fit and healthy.

After drawing/ painting our hands, we will cut around them carefully and make a 'kind hands' poster.



### Being Creative

#### Focus Colour- Gold




What treasures will you find on our hunt for shiny objects?

Using a range of shiny materials we will create a shimmering collage picture together; is the material rough or smooth?

We will be thinking about our families and being together on Mother's Day. What could you do for your Mummy, so that she knows she is special?

We will continue to learn our Easter songs '5 Currant Buns' '5 Little Ducks' 1,2,3,4,5



### The World Around Us

We will talk about the 'circus fun' we enjoyed when we celebrated St Joseph day last week.

We will build on knowledge of different textures/ textiles as we explore the words 'shiny and dull'.

