

## How To Look After Your Dinosaur

<https://www.youtube.com/watch?v=YWJdQpeGgK4>

There are many types of books for us to read; adventure stories, fantasy, and fairy tales. Our book this week is an information book about how to keep a dinosaur happy & healthy.


Did you know dinosaurs hatched from eggs? We will be looking after our Pre-School dinosaur eggs and waiting for them to hatch!



## Learning @Pre-School

'Growth' is the theme for **British Science Week**. We will be exploring this theme on our spring walk as we look for signs of new life.

**Literacy**- How can we describe a dinosaur? We will be using rich descriptive language as we talk about different dinosaur bodies; rough, bumpy, lumpy, feathery, smooth, scaly, wrinkly, sharp, soft, hard, spotty, and stripy.



We will be **excavating** sand to find dinosaur bones just like **palaeontologist**. What do these words mean?

## Our Special Words

**Pet**- An animal that lives with you and you look after it (a tame animal).

**Shy**-When you feel shy, you don't want to talk to anyone you don't know well (nervous, not confident).

**Tired**-When you feel the need to rest or feel very sleepy (exhausted, weary).

**Hatch**- When a bird or animal breaks out of its egg, it hatches.




## Makaton Signs



Dinosaur



Sleep



I FEEL

Thumbs and fingers outline bone - shape



## Being Physical

We will be encouraging the children to use the vocabulary of movement as they experiment with different ways of moving their bodies like dinosaurs, stomp, thud, stamp, run, crawl, slither, and flap.

We will be making dinosaurs fossil footprints in play dough.

Some dinosaurs ate meat (carnivores), some just vegetables (herbivores).

We will be looking at the differences in their teeth and bodies. We will also think about the food we choose to keep our bodies healthy.



## Being Creative

### Focus Colour- Shades of Brown




We will have fun designing a 'Dino World' on a tuff spot using mud, sand and leaves. What else would a dinosaur need?

After creating body parts using different materials, we will use them to make our own mix and match dinosaurs. Will yours be tall/ small, have a long neck... sharp teeth?

Experimenting with different musical instruments, we will try to create dinosaur sounds.

## Maths Number Focus- 5

### Focus Shape-Oval



Dinosaurs lived on earth 66 million years ago!! What is the biggest number you know?

We will be matching number with quantity using sorting dinosaurs and numbered bones.

How tall are the Pre-School dinosaurs? We will use unifix, tape measures and rulers to measure them, and sort them into groups of big, medium and small.

Which dinosaur is your favourite? We will record our answers on a tally chart.

10					
9					
8					
7					
6					
5					
4					
3					
2					
1					

## The World Around Us

We will make our own dinosaur museum with our pictures of dinosaur bones, fossils, and fact sheets.

We will think about how we look after our pets at home and where we take them if they are unwell.

It is important that we care for all God's creatures, great and small.

